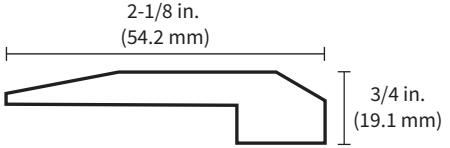
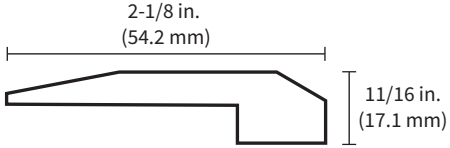
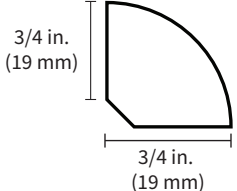
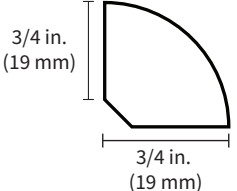

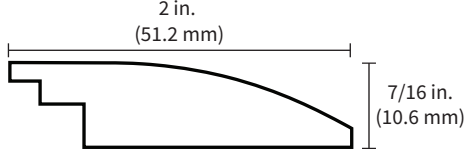
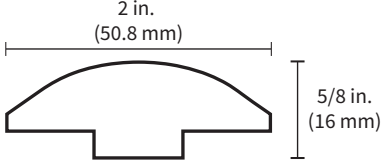
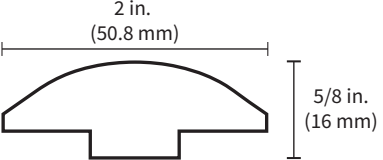
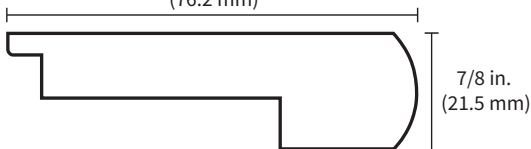
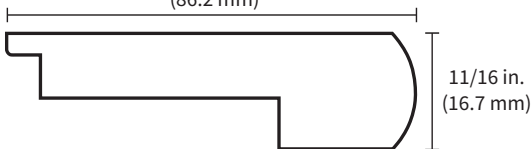
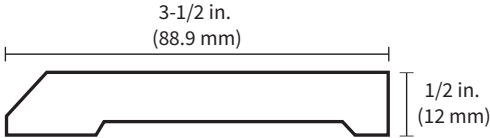
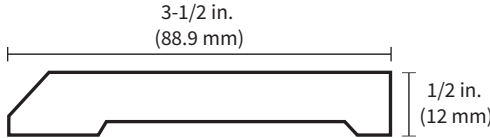


TRIM & TRANSITION DIMENSIONS

COLLECTION Regal	COLLECTION Samara
<p align="center">Carpet Reducer/End Cap</p>  <p>2-1/8 in. (54.2 mm)</p> <p>3/4 in. (19.1 mm)</p>	<p align="center">Carpet Reducer/End Cap</p>  <p>2-1/8 in. (54.2 mm)</p> <p>11/16 in. (17.1 mm)</p>
<p align="center">Quarter Round</p>  <p>3/4 in. (19 mm)</p> <p>3/4 in. (19 mm)</p>	<p align="center">Quarter Round</p>  <p>3/4 in. (19 mm)</p> <p>3/4 in. (19 mm)</p>
<p align="center">Hard Surface Reducer</p>  <p>2 in. (51.2 mm)</p> <p>1/2 in. (12.6 mm)</p>	<p align="center">Hard Surface Reducer</p>  <p>2 in. (51.2 mm)</p> <p>7/16 in. (10.6 mm)</p>
<p align="center">T-Molding</p>  <p>2 in. (50.8 mm)</p> <p>5/8 in. (16 mm)</p>	<p align="center">T-Molding</p>  <p>2 in. (50.8 mm)</p> <p>5/8 in. (16 mm)</p>
<p align="center">Flush Stair Nose</p>  <p>3 in. (76.2 mm)</p> <p>7/8 in. (21.5 mm)</p>	<p align="center">Flush Stair Nose</p>  <p>3-3/8 in. (86.2 mm)</p> <p>11/16 in. (16.7 mm)</p>
<p align="center">Wall Base</p>  <p>3-1/2 in. (88.9 mm)</p> <p>1/2 in. (12 mm)</p>	<p align="center">Wall Base</p>  <p>3-1/2 in. (88.9 mm)</p> <p>1/2 in. (12 mm)</p>

Note: All figures are nominal. There may be slight minimal variation from the printed measurements.

Updated: 05-08-2024