

Artisan Cut

ENGINEERED HARDWOOD

 Eagle Creek Floors


EXTRA WIDE 9-1/2" X RL 86-5/8" PLANKS



86-5/8"
LONG PLANKS



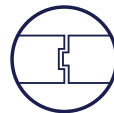
SAWN-CUT
VENEER



3MM VENEER
THICKNESS



RESIDENTIAL
WARRANTY



TONGUE &
GROOVE



ABOVE, BELOW,
OR ON GRADE



Artisan Cut

ENGINEERED HARDWOOD

Construction: Plywood Core
Engineered Hardwood

Size: 9-1/2" x RL 86-5/8"
(240 mm x RL 2200 mm)

Total Thickness: 9/16" (14 mm)

Veneer Thickness: 1/8" (3 mm)

Species: European Oak

Texture: Wire Brushed

Edge Profile: Micro-Bevel

Finish: Crystalguard™
Anti-Scratch Coating

Joint System: Tongue & Groove

Installation Method:
Glue Down | Nail Down | Staple

Installation Level:
On | Above | Below Grade

Sq. Ft./Carton: 34.10

Cases/Pallet: 40


Sq. Ft./Pallet: 1,364

Warranties: 40 Year Residential

Coordinating Moldings Available

Plank Lengths Per Carton

Plank Length	% Per Carton
Max: 86-5/8" (2200 mm)	≥ 37% (At least 3 pcs guaranteed)
Min: 23-3/8" (600 mm)	≤ 10.5% (At most 1 pc each)



DH670P Tenon




DH673P Chisel




DH665P Galeon




DH672P Engrave




DH664P Whittle




DH671P Brass Lathe




DH666P Dowel



DH668P Clean Etch



DH669P Crosscut



DH667P Miter