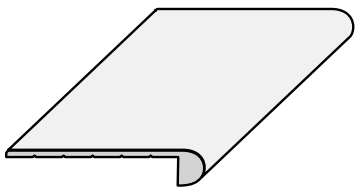


# FINISH THE JOB RIGHT

Get coordinating trim, molding, and now **full stair treads**.



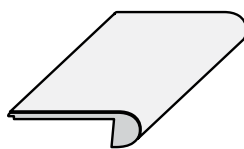
Eagle Creek has coordinating molding in-stock for our top luxury vinyl collections. Available for **Foundations**, **Foundations Plus**, and **Pinnacle** collections. All pieces shown are constructed with a WPC core, matching décor film, and wear layer.



**STAIR TREAD**

47.2" L x 12" W x 1.2" H

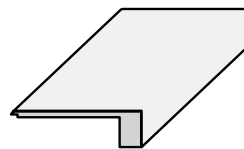
*No side covers available for this tread model type.*



**ROUNDED FLUSH STAIR NOSE\***

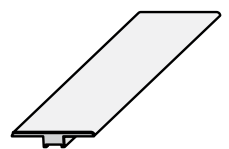
94" L x 4.6" W x 1" H

*\*Not Available for Pinnacle*



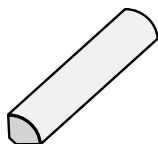
**SQUARED FLUSH STAIR NOSE**

94" L x 4.6" W x 1" H



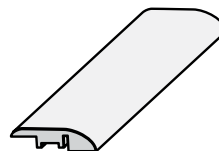
**T-MOLDING**

94" L x 1.8" W x 0.4" H



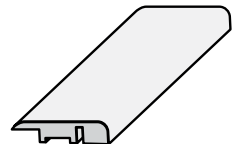
**QUARTER ROUND**

94" L x 0.8" W x 0.6" H



**HARD SURFACE REDUCER**

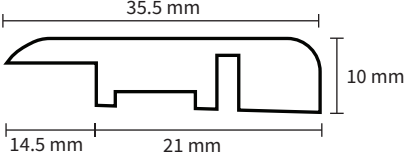
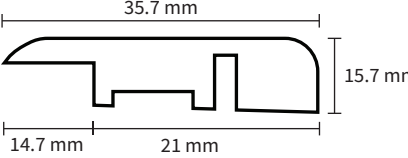
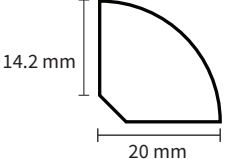
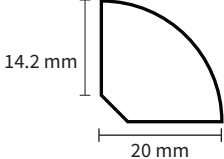
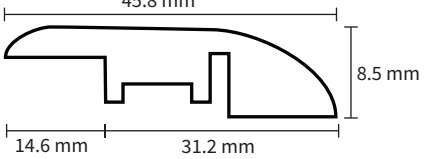
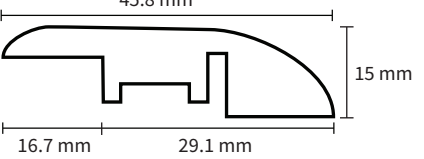
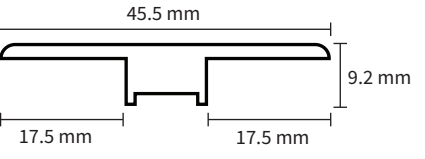
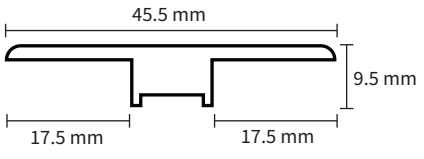
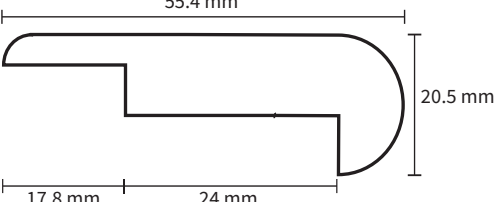
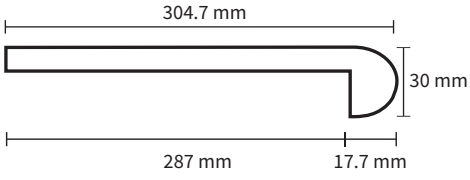
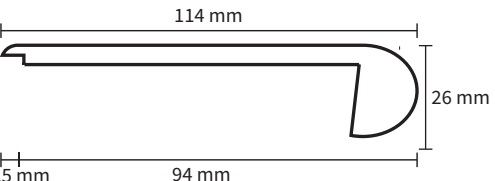
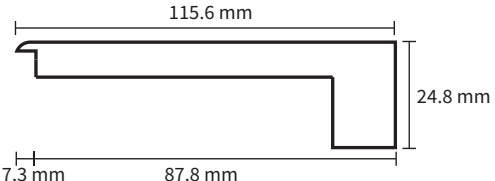
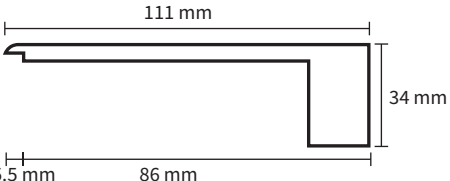
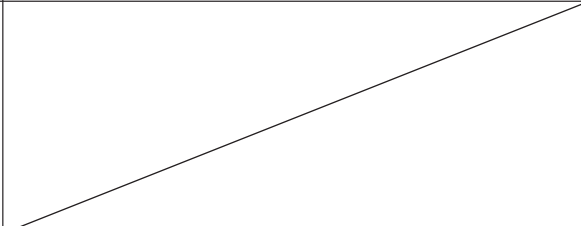
94" L x 1.8" W x 0.6" H



**CARPET REDUCER**

94" L x 1.4" W x 0.6" H

# TRIM & TRANSITION DIMENSIONS

COLLECTIONS Foundations, Foundations Plus, ScratchBoss	COLLECTIONS Pinnacle
<p><b>Carpet Reducer/End Cap</b></p> 	<p><b>Carpet Reducer/End Cap</b></p> 
<p><b>Quarter Round</b></p> 	<p><b>Quarter Round</b></p> 
<p><b>Hard Surface Reducer</b></p> 	<p><b>Hard Surface Reducer</b></p> 
<p><b>T-Molding</b></p> 	<p><b>T-Molding</b></p> 
<p><b>Stair Nose</b></p> 	<p><b>Stair Tread</b></p> 
<p><b>Round Flush Stair Nose</b></p> 	<p><b>Square Flush Stair Nose</b></p> 
<p><b>Square Flush Stair Nose</b></p> 	

Note: All figures are nominal. There may be slight minimal variation from the printed measurements.