

Upland

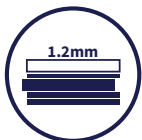
ENGINEERED HARDWOOD



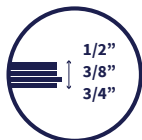
DH634 Remington



GENUINE
HARDWOOD



1.2MM REAL WOOD
TOP LAYER



MULTIPLE
THICKNESS



HAND SCRAPPED
TEXTURES



MULTIPLE RESIDENTIAL
WARRANTIES



ABOVE, BELOW,
OR ON GRADE



GREENGUARD
PRODUCT CERTIFIED FOR
LOW CHEMICAL EMISSIONS
UL GREENGUARD
UL 2818
GOLD

Upland

ENGINEERED HARDWOOD

Texture:

Hand Scraped | Smooth

Construction:

- (P) Multi-Plywood Core
- (H) HDF Core
- (S) Solid Core

Sizes: See *Swatch*

Total Thickness:

- (P) 1/2"
- (H) 3/8"
- (S) 3/4"

Veneer: 1.2mm

Species: Birch | Oak | Sapele | Walnut

Edge Profile: V-Bevel

Finish: UV Cured Polyurethane with Aluminum Oxide

Joint Locking System:

- (P) Tongue & Groove
- (H) Click-Lock
- (S) Tongue & Groove

Installation Method:

Glue Down | Floating | Nail Down | Staple


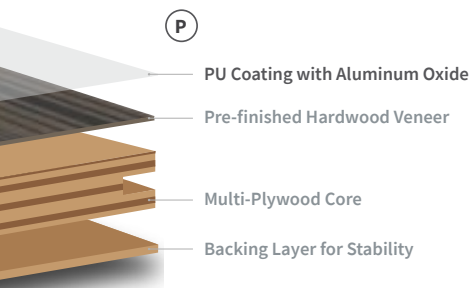
Installation Level:

On | Above | Below Grade

Warranty:


- (P) 40 Year Residential
- (H) 30 Year Residential
- (S) 50 Year Residential

Coordinating Moldings Available




DH637 Westfield

5-1/4" x RL 47-1/4"




DH639 Canterbury

5-3/4" x RL 47-1/4"




DH636 Emerson

4-3/4" x RL 47-1/4"




DH632 Winslow

3-1/2" x RL 35-1/2"




DH302 Oak Gunstock

4-3/4" x RL 47-1/4"




DH635 Morrison

4-3/4" x RL 47-1/4"




DH634 Remington

4-3/4" x RL 47-1/4"




DH640 Cameron

4-3/4" x RL 47-1/4"



DH638 Chatham

4-7/8" x RL 47-1/4"



DH633 Pembroke

4-3/4" x RL 47-1/4"