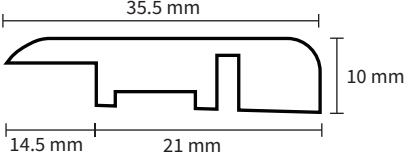
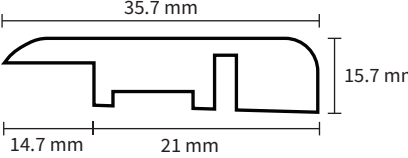
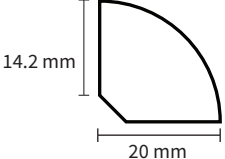
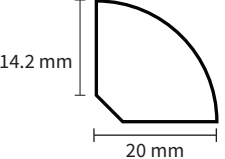
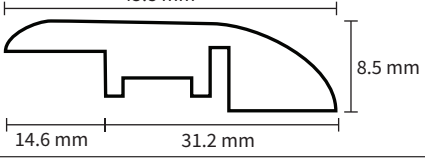
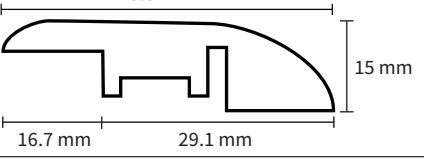
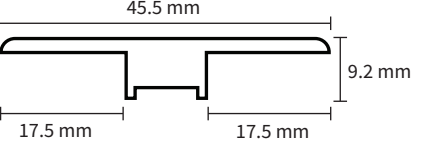
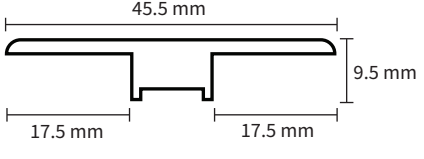
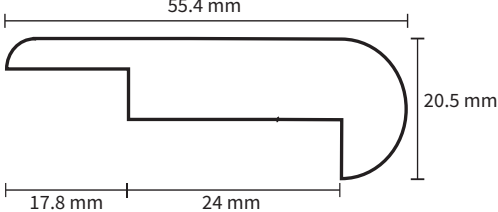
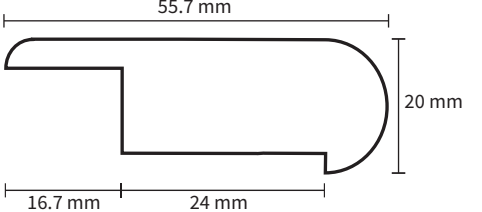
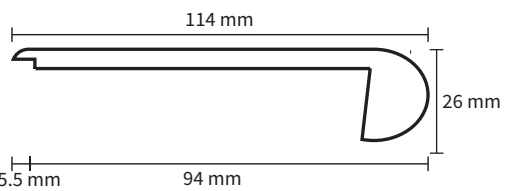
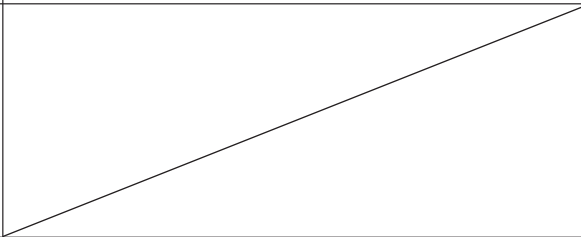
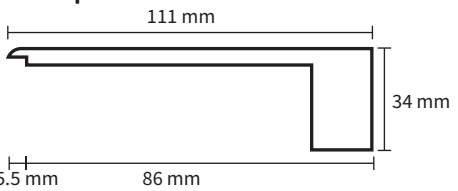
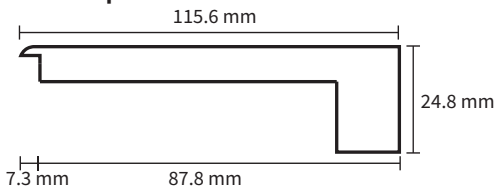


TRIM & TRANSITION DIMENSIONS

COLLECTIONS Foundations, Foundations Plus, ScratchBoss	COLLECTIONS Pinnacle™
<p style="text-align: center;">Carpet Reducer/End Cap</p> 	<p style="text-align: center;">Carpet Reducer/End Cap</p> 
<p style="text-align: center;">Quarter Round</p> 	<p style="text-align: center;">Quarter Round</p> 
<p style="text-align: center;">Hard Surface Reducer</p> 	<p style="text-align: center;">Hard Surface Reducer</p> 
<p style="text-align: center;">T-Molding</p> 	<p style="text-align: center;">T-Molding</p> 
<p style="text-align: center;">Stair Nose</p> 	<p style="text-align: center;">Stair Nose</p> 
<p style="text-align: center;">Round Flush Stair Nose</p> 	
<p style="text-align: center;">Square Flush Stair Nose</p> 	<p style="text-align: center;">Square Flush Stair Nose</p> 

Note: All figures are nominal. There may be slight minimal variation from the printed measurements.